



STAYING SAFE ON GOOGLE/YOUTUBE

Have you ever wondered how to create a safer online space for you and/or your child?

Check out this guide on Google's safety tools to learn how you can protect yourself and/or your child from online harms.



Set content and privacy filters

Use **SafeSearch** when using Google Search to filter explicit content (including pornography, violence and gore) from your results.

SafeSearch is automatically enabled for all signed-in users under 18. Parents of younger users also have the option to block access to Google Search.

Privacy filters

There are default safeguards that prevent personalised ads and ads from age-sensitive categories for users below 18.

Location history is also turned off by default for all accounts, and users below 18 are unable to turn it on.

Use parental controls

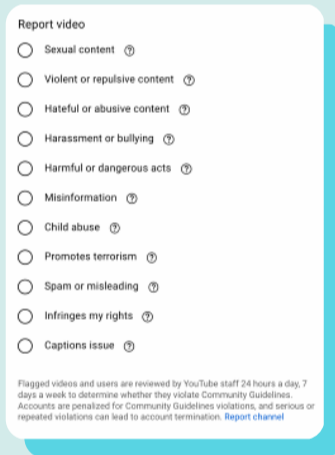


Parents can also supervise their child's Google activity and establish digital ground rules with the **Family Link** app.

Get started with Family Link [here](#).

If you come across inappropriate content on YouTube, you can make a report by tapping 'More' next to the video title or comment, and then selecting the reason for reporting.

Learn how to make reports on YouTube [here](#).



Report inappropriate content

YouTube



Parents can set up a supervised experience on YouTube with content settings for pre-teens and teens.

Learn how to get started [here](#).



Additionally, YouTube Kids provides a safer experience for kids and allows parents to guide their journey.

Learn how to [set up YouTube Kids](#).

Be Internet Awesome is a Google programme that teaches kids the fundamentals of online safety and digital citizenship, and helps them to be safe and confident explorers of the online world.

Kids can play **Interland**, an adventure-packed online game that makes learning about digital safety and citizenship interactive and fun.



Check out more educational resources

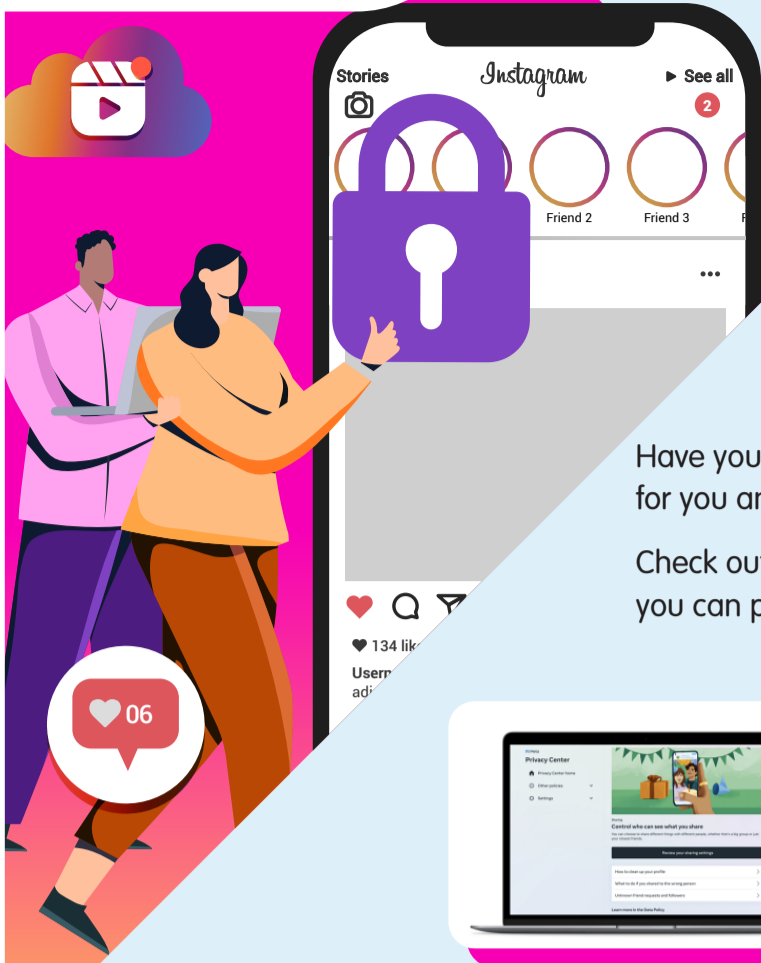
Need help?



Learn more about Google and YouTube's resources, tools and tips to keep yourself and your loved ones safe online via [Google Help](#) and [YouTube's Privacy and Safety Center](#).

*Information accurate as of Mar 2023. Please visit the [Safety Center](#) for latest updates

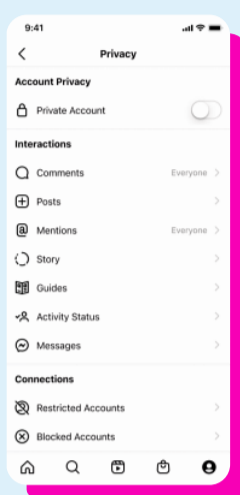
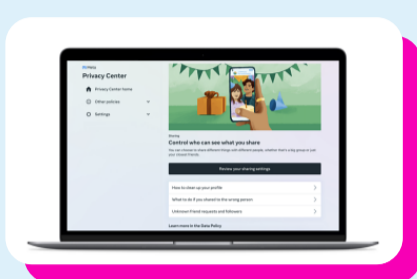




STAYING SAFE ON INSTAGRAM

Have you ever wondered how to create a safer online space for you and/or your child?

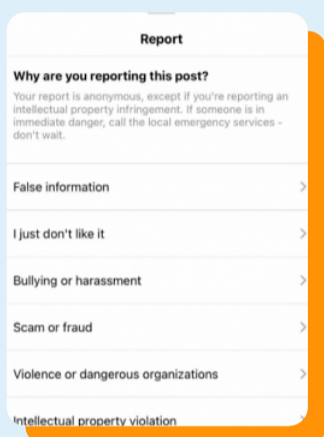
Check out this guide on Instagram's safety tools to learn how you can protect yourself and/or your child from online harms.



Managing your Privacy Settings

Only use Instagram if you are over 13 years of age. People aged below 16 will have a private account by default. Learn more about Instagram's Privacy Tools [here](#).

Reporting content



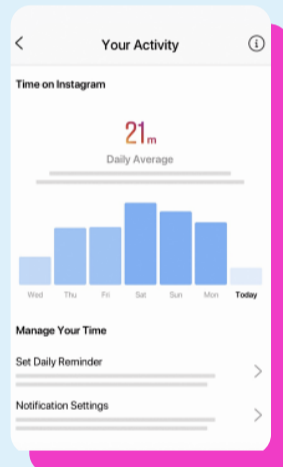
Report content that goes against Instagram's [Community Guidelines](#) and check your [report's status](#) in the Instagram app.

Learn how to make a report [here](#).

Visit [StopNCII.org](#) for help if you suspect someone intends to share your intimate images on Instagram. If you are a minor (e.g. below 18), visit [Take It Down](#) for help.

Managing your time

Instagram helps you manage your screen time, set a daily reminder on your time limit and mute notifications. Find out more [here](#).



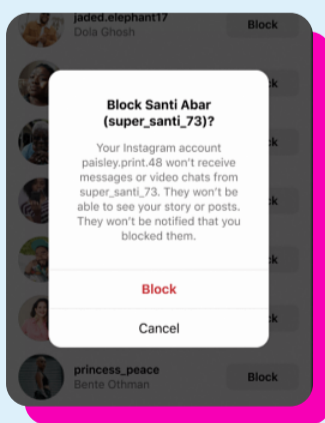
Use Parental Supervision Tools



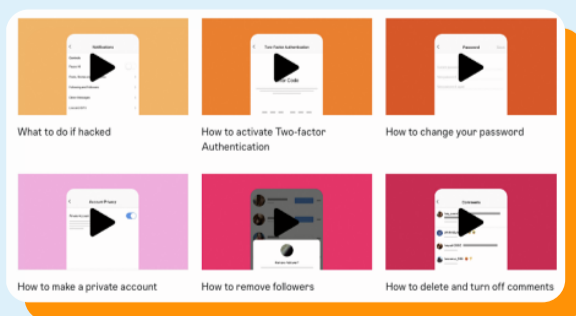
Learn more about [Instagram's parental supervision tools](#) which provide parents and guardians with insights on how their teens are using Instagram.

Safety Tools

There is a range of tools that can help you control your experience on Instagram including [Message Controls](#), [Hidden Words](#), [Comment Controls](#), [Blocking](#), Restrict Mode, [Limits](#) and more. Learn more about these tools in the [Instagram's Help Center](#).



Check out more resources



- [Instagram Safety Center](#)
- [Instagram Anti Bullying Hub](#)
- [Instagram Parents Guide](#) (in partnership with the Media Literacy Council)
- [Tips for Staying Safe on Instagram](#)
- [Tips for Managing Privacy on Instagram](#)

*Information accurate as of Mar 2023. Please visit the [Safety Center](#) for latest updates



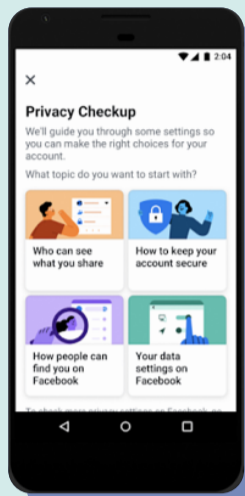
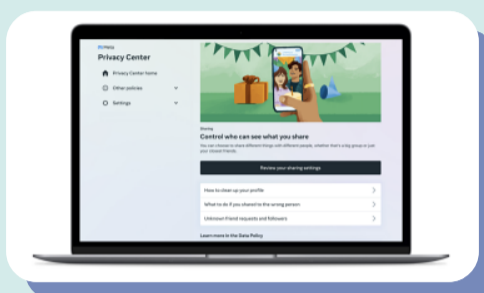


STAYING SAFE ON FACEBOOK

Have you ever wondered how to create a safer online space for you and/or your child?

Check out this guide on Facebook's safety tools to learn how you can protect yourself and/or your child from online harms.

Only use Facebook if you are over 13 years of age.

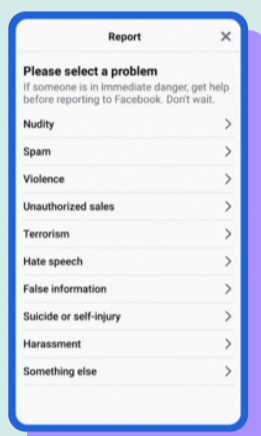


Use Privacy Checkup Tools

Control who can view your content, including selecting a custom audience for your post, and take steps to keep your account secure.

Learn more Facebook Privacy Tools [here](#).

Reporting Content

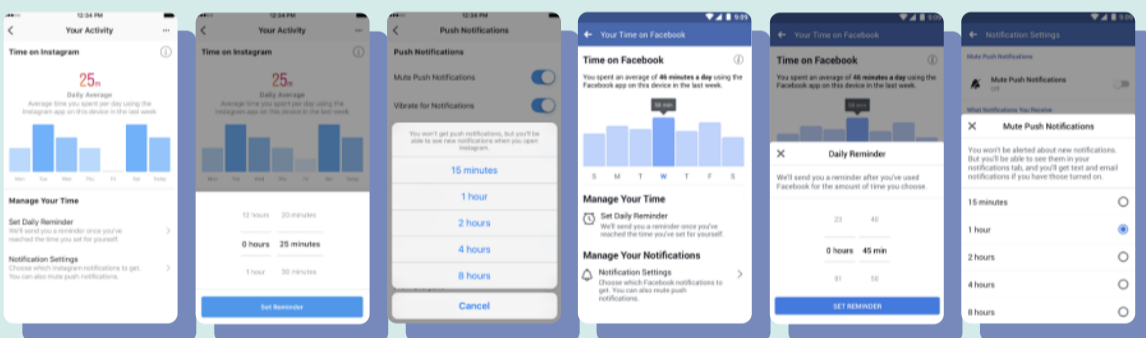


Anything on Facebook can be reported, including Pages, Groups, profiles, posts, photos, videos, comments and advertisements. Facebook will remove anything that goes against the [Facebook Community Standards](#).

Learn how to make a report [here](#) and check the report's status from your [Support Inbox](#).

There are tools on Facebook that help you manage your screen time, set a daily reminder when you've hit your limit, and mute notifications.

Learn more about screen time management [here](#).



Managing your time

Security Checkup Tool



How to keep your account secure

Use [Facebook's Security Checkup](#) to:

- Get alerts when someone tries logging into your account from an unrecognised device
- Protect your password
- Enable two-factor authentication

Learn more about setting strong passwords [here](#).

There is a range of tools that can help you control your experience on Facebook including [Comment Controls](#), [Profanity Filter](#), [Audience Selector](#), [View As](#), [Tag Review](#), [Timeline Review](#), [Snooze](#), [Unfollow](#) and [Block](#). Learn more about these tools in the [Facebook's Help Center](#).



Safety Tools

Check out more resources



- [Facebook Safety Center](#)
- [Facebook Parents Portal](#)
- [Facebook Emotional Health Resource Center](#)

Visit [StopNCII.org](#) for help if you suspect someone intends to share your intimate images on Facebook. If you are a minor (e.g. below 18), visit [Take It Down](#).

*Information accurate as of Mar 2023. Please visit the [Safety Center](#) for latest updates





STAYING SAFE ON TIKTOK

Have you ever wondered how to create a safer online space for you and/or your child?

Check out this guide on TikTok's safety tools to learn how you can protect yourself and/or your child from online harms.

Use **TikTok's Safety, Privacy & Content Controls** to manage your account information and privacy preferences

- Users aged below 16 will have Private accounts by default
- In Restricted Mode, you can limit the appearance of inappropriate content

Privacy Preferences and Content Controls

Reporting Content



Report any content that violates TikTok's **Community Guidelines**. Learn how to make a report [here](#).

Parents can supervise their teen's TikTok activity through the **Family Pairing** tool which enables parents to link their TikTok account to their teen's and set controls including:

- **Screen time management:** Control how long your teen can spend on TikTok each day
- **Direct Messages:** Restrict who can send messages to your teen, or turn off direct messaging completely



TikTok has the **Guardian's Guide** and **Family Safety Toolkit** to support teens in staying safe online with resources, tips and tools.

Parental Supervision and Resources

Managing Screen Time

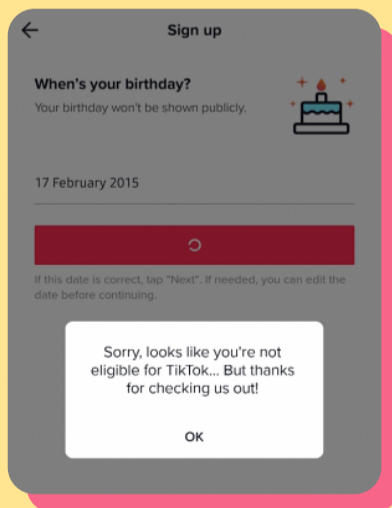


Decide how much time you'd like to spend on TikTok daily with the **Screen Time Management** feature.

The screen time dashboard gives users data about how and when they use TikTok. Users can opt-in for 'Weekly screen time updates' insights to help them make more intentional decisions about their usage.

TikTok has a 12+ App Store rating in the Apple App and Google Play stores. This enables parents to use device-based controls to prevent their child from downloading TikTok.

To set up a TikTok account, users must provide their date of birth. Underage users will not be able to proceed with account set up.



Protecting young users

TikTok's Safety Center provides guides on safety, privacy, and security for users to manage their experience.

TikTok's **Bullying Prevention Guide** provides support for teens, caregivers, and educators looking for information to identify and address bullying and related forms of abuse.



Check out more resources

The TikTok's **Digital Wellness Hub** is an in-app, one-stop portal for mental and cyber wellness resources and educational content, including helplines for those in need. To access the portal, users can search for the keyword 'mental health' in the TikTok app.

TikTok's **Youth Portal** features best practices on personal privacy and account security, and shares with youths tips on being good digital citizens.

*Information accurate as of Mar 2023. Please visit the [Safety Center](#) for latest updates





STAYING SAFE ON TWITTER

Have you ever wondered how to create a safer online space for you and/or your child?

Check out this guide on Twitter's safety tools to learn how you can protect yourself and/or your child from online harms.

Muting an account you follow	Muting an account you don't follow	Blocking an account
<p>Alice follows and mutes Bob</p>	<p>Alice mutes Bob</p>	<p>Alice blocks Bob</p>
<p>Alice wants to keep following Bob's account, but she doesn't want to see Bob's Tweets in her timeline.</p> <p>Alice only wants to see content from Bob that involves her (like mentions and Direct Messages).</p> <p>Bob won't see that he's been muted by Alice.</p>	<p>Alice doesn't want to follow Bob, and she doesn't want to see Bob's Tweets in her timeline.</p> <p>Alice isn't interested in Bob's Tweets, but Bob keeps mentioning her and cluttering her notifications timeline.</p> <p>Bob won't see that he's been muted by Alice.</p>	<p>Alice doesn't want Bob to follow her or see her Tweets. She doesn't want to see Bob's Tweets either.</p> <p>Alice doesn't want to get any notifications from Bob.</p> <p>Bob will see that he's been blocked when he visits Alice's profile.</p>

Setting content and privacy filters

Audience and Tagging: Manage the information that people can see about you through [media settings](#)

- How to protect your [Tweets](#)
- Change who can tag you in [Photos](#)



Content you see: Decide what you see on Twitter

- [Report](#) sensitive media
- Determine the [topics](#) that show up on your profile
- [Unfollow](#) accounts to stop seeing their tweets on your home timeline
- Hide sensitive content, choose what to see in your search results, and remove muted and blocked accounts with [Twitter Search](#)

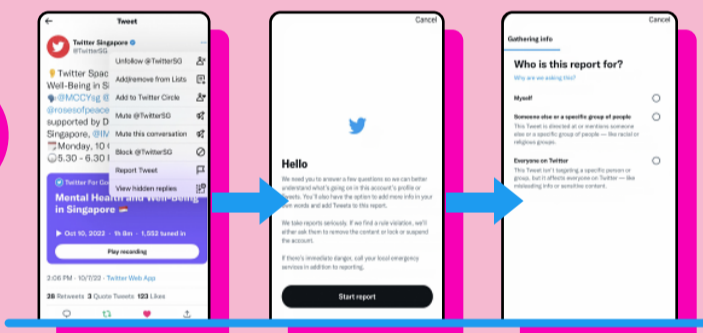
Safety Mode: Manage [settings](#) that limit unwelcome interactions

- [Mute](#) or [Block](#) accounts on Twitter to prevent people from contacting you and seeing their Tweets
- [Assess](#) who can direct message you and [Control](#) who can reply to your Tweets



Find out more on Twitter's [Help Center](#).

Reporting inappropriate content and behaviour



Report abusive behaviours or potential violations of the [Twitter Rules and Terms of Service](#). Learn how to make a report [here](#).

Use Twitter's [form](#) to report sensitive content or issues that affect people's experience on Twitter.

Twitter also has a dedicated [Help Center](#) for bystanders on how they can help someone experiencing abuse online.

Twitter requires people to be at least 13 years old to get an account. More information on parental consent to use Twitter is available [here](#).

I'd like to report an underage user

Where is the account located? (required)

Twitter

Important information about Twitter's age policy

Twitter's services are not intended for children, and Twitter requires that a person must be at least 13 years old to create an account. Some European countries may also require account holders to have parental consent to have a Twitter account.

In these cases, we may require that a parent, or legal guardian, consent on the person's behalf before allowing them to join Twitter.

If you believe somebody is currently using Twitter and is underage, please report it to us using the form below. Please note, the reported account owner's age must be reasonably verifiable as underage in order to take action.

help.twitter.com — Private

"Twitter as a service is not primarily for children"

According to our Terms of Service, an individual must be at least 13 years old or older to create an account and a date of birth is required to access certain content.

Protecting young users

Check out more resources



The [Digital Safety Playbook](#) is designed to help people feel safer, be in control, and manage one's digital footprint on Twitter.

*Information accurate as of Mar 2023. Please visit the [Safety Center](#) for latest updates

